

Instructional Technology Resource Center

A N N U A L R E P O R T 2 0 1 4 – 2 0 1 5

Table of Contents

ITRC Facility Description.....	3
History.....	3
Facility	3
Drop-in Lab and Production Lab	3
Training Lab.....	4
About Our Staff.....	7
Full-time Staff.....	7
Technology Production Assistants.....	9
Closed-Captioning Assistants	9
ITRC Facility Usage	10
Service Requests	10
ITRC Website Usage (Google Analytics).....	11
Moodle ISU Usage (Google Analytics).....	11
Moodle ISU Course Usage by Sections and Enrollments	12
Fall 2014 and Spring 2015.....	12
ISU Course Schedule Types in BengalWeb	13
Fall 2014 and Spring 2015.....	13
ISU Comparison of Online and Face-to-Face Courses.....	14
Fall 2014 and Spring 2015 (end of term).....	14
ISU Online Enrollments	15
Academic Year (2012 to 2015).....	15
eISU Courses	17
Fall 2014 and Spring 2015.....	17
Moodle ISU Students by Location.....	18
Moodle ISU Student Evaluations.....	19
Equipment Checkout.....	20
Training Lab Usage.....	20
Projects/Partnerships.....	21
Quality Matters Implimentation.....	21
Quality Matters Professional Development in Numbers	21
Moodle Community Participation.....	22
Audio/Video Projects.....	23
LMS Projects	23
ISU Partnerships	24
Conferences and Publications	25
2014 - 2015 Conferences	25
Publications.....	25

ITRC Facility Description

History

Idaho State University's Instructional Technology Resource Center (ITRC) was created in 1997 by Dr. Jonathan Lawson, former ISU Vice President for Academic Affairs. Funded by an Idaho State Board of Education Technology Incentive Grant, the ITRC provides faculty with access, ability, and confidence to use academic technologies in both traditional and distance-learning environments. Educational Technology Services (ETS), and the Information Technology Services (ITS) provide the foundational support for the ITRC.

Facility

The ITRC is comprised of drop-in, production/multimedia, and training labs. The latest in computer technology recourses provide faculty with advanced teaching tools. Many of the ITRC supported services provide faculty with instructional technology tools for both traditional classroom and distance-learning environments. The ITRC has two physical areas for computer training and support. One-on-one help is done in the ITRC drop-in and production lab area, while a dedicated lab is used for group instruction.

In 2015 both the drop-in lab and training lab were renovated with the new faculty work stations and new carpet. In addition, a recording room and two offices were constructed to better serve our faculty constituencies.

Drop-in Lab and Production Lab

The computers in this area consist primarily of 3 Dell Optiplex 3020's - Intel Core i5-4570 @3.2GHz, 4GB RAM, Apple iMac 27" - Intel Core i7 @ 3.4GHz, 8GB RAM, OSX 10.9.5 Mavericks, Apple iMac 27"- Intel Core i5 @ 3.4GHz, 16GB RAM, OSX 10.9.5 Mavericks, and a Dell Optiplex 755 - Intel Core 2 Duo E6550 @ 2.33GHz, 3GB RAM on the south side of the lab. The north side of the lab consists of a Dell Optiplex GX360 - Intel Core 2 Duo E7500 @ 2.93GHz 3GB RAM, Dell Vostro 420 - Intel Core 2 Quad Q9400 @ 2.66GHz 3GB RAM, Dell Optiplex 3020 Intel Core i5-4570 @3.2GHz 4GB RAM, 3 Dell Optiplex 980 - Intel Core i7-860 @ 2.8GHz, 4GB RAM, and a Dell Vostro 470. Intel Core i7-4770 @3.40GHz, 8GB RAM (video editing machine).

In addition, machines are equipped with the following main software applications:

- Adobe Acrobat X Pro
- Adobe Creative Suite 5 Web Standard (Dreamweaver CS5, Flash CS5 Professional, Fireworks CS5, and Contribute CS5) and Adobe Photoshop CS
- Browsers: Google Chrome, Firefox, Internet Explorer, and Safari
- Camtasia Studio (w/Snagit)
- CommonLook – PDF accessibility software
- Media Players: QuickTime and Windows Media Player
- Microsoft Office 2013 (Word, PowerPoint, Excel, etc.)
- SoftChalk

Scan and print peripherals with both Windows and Mac operating systems in the ITRC production lab. Scanning and printing services include:

- Epson GT-15000 large format (12x17) scanner
- Epson GT-2500 ADF scanner
- HP LaserJet 4000N printer
- HP Z2100 44" photo quality printer
- Nikon Super CoolScan 5000 ED slide scanner

In addition to the related peripheral devices, digital equipment is available for faculty checkout. This equipment includes the following:

- Canon HD Vixia HF R42 Camcorder
- Canon ZR800 Mini-DV Camcorder
- Epson Powerlite 760c Projector
- Epson Powerlite 826W+ Projector
- Portable screen
- Sony HDR-CX500V Handycam
- Tripod
- Wireless microphone

Training Lab

The training classroom consists of 14 Dell Vostro 3500 laptops - Intel Core i5-M430 @2.27GHz, 3GB RAM. laptop computers. The laptops run software based on specific faculty training needs. An Epson 1430Wi projector and a 24" Smart Podium are connected to the Dell OptiPlex 980 instructor computer station for presentation and training activities.

Video and presentation peripherals located in the training lab include:

- Extron IN1608 scaling presentation switcher with Extron LCD touch panel
- Extron CPM USB/Digital Video input port
- Extron DMP 64 digital Matrix Processor
- Nova Desk Collaboration Table with 6 HDMI ports
- Phoenix Max 250 amplifier
- Samsung 50" LCD TV
- Samsung 60" LCD TV
- Sennheiser EW 100 G2 wireless microphone
- Spectrum Freedom Adjustable Podium
- Tandberg Edge 95 Video Codec with Tandberg Precision camera and Sony C90 camera

Individualized and group training provide faculty members with a variety of services for software, hardware, and instructional design application led by ITRC full-time staff. In addition to events held in the training lab we also offered two workshops a month using the video classroom network. This allowed instructors at the far sites in Idaho Falls, Twin Falls and Meridian to participate in the workshops offered by the ITRC. These events include:

Accessibility

- Creating Accessible Documents in Word
- Adding alt-text to Images
- Minimizing Accessibility Barriers in Moodle

Blackboard Collaborate

- Introduction to Collaborate Web Conferencing

Google Educational Apps

- Creating Filters in ISU Gmail
- QH: Advanced Gmail
- QH: Google Apps
- QH: Google Calendars

Microsoft Office

- Grading with a Spreadsheet
- Poster Design with PowerPoint
- PowerPoint Best Practices
- QH: MS Office
- Using MS Excel
- Using PowerPoint

Mobile Technologies

- Getting Started with your iPad
- QH: Moodle for Mobile Devices
- Using Mobile Devices as Personal Response Tools
- Using Mobile Devices in the Classroom
- Using the Cloud for File Storage

Moodle ISU

- Adding Assignments in Moodle ISU
- Adding Resources in Moodle ISU
- Conditional Release in Moodle ISU
- Forums in Moodle ISU
- Importing and Exporting Grades into the Moodle ISU Gradebook
- Interactive Uses of the Moodle Choice Activity*
- Innovative Methods for Giving Students Feedback*

- Lesson in Moodle ISU
- Moodle Quizzes in Moodle ISU
- Navigation in Moodle ISU
- Peer Review Using the Workshop Tool*
- QH: Using the Navigation Block in Moodle ISU
- Rubrics in Moodle ISU
- Using Activity completion in Moodle ISU
- Using Glossaries in Moodle ISU
- Using Groups and Groupings in Moodle ISU
- What to Expect in Moodle ISU

Quality Matters

- QM 1 & 7: Helping Your Students Get Started in Your Online Course
- QM 2: Course and Module Objectives
- QM 3: Assessment and Alignment
- QM 4: Creating Course Materials
- QM 5: Engaging Your Students
- QM 8: Accessibility and Usability

Training Events and General Topics

- Course Evaluations – Follow Up Hands On
- Course Evaluations Using Moodle ISU
- eISU Events
- Employee Recognition Week Events
- ITRC Open House

*Indicates workshops added or updated since July 1, 2015

About Our Staff

Stop 8064
Pocatello, ID 83209-8064
Office: (208) 282-5880
Email: itrc@isu.edu

1311 E. Central Drive
Meridian, ID 83642
Office: (208) 373-1744

Full-time Staff

Ann Adamcik: LMS Administrator

Office: (208) 282-3971

Ann Adamcik is a software engineer with over 20 years of experience in software development, user-interface design, and web technologies. Her responsibilities with the ITRC include implementation, support and customization of ISU's Learning Management System. Adamcik received a B.S. in Computer Science from Sonoma State University in California. She spent several years with Sun Microsystems developing desktop applications and contributing to the Mozilla Open Source project before relocating to Idaho and establishing a freelance business, IndigoPear Web Development. Adamcik is a champion for both the Open Source software model and Standards-driven web development.

Lori Austill: Senior Instructional Technologist

Office: (208) 282-3983

Lori Austill works with the ITRC team to encourage faculty weave sound technology and educational principles into their online course materials. Lori also teaches workshops, writes a bi-monthly blog on educational technologies, researches and shares current technologies and teaching methods with the faculty and staff at ISU, and coordinates the provision of accessible multimedia instructional materials. In addition to her full-time responsibilities, Lori teaches several College Learning Strategies courses for ISU as an adjunct instructor and facilitates online workshops for Quality Matters. Lori's education includes an A.S. in office management from Northwest College, a B.S.L.S. in mass communication and public relations from Montana State University, and an M.S. Ed. in Instructional Technology from the University of Wyoming. She is currently working toward her doctorate in Adult and Postsecondary Education Leadership.

Dr. Ryan Faulkner: Instructional Technologist

Office: (208) 282-3954

Ryan Faulkner works with the ITRC team in supporting faculty with the development and use of online course delivery systems. He has worked for Educational Technology Services since 1997 when he started as a student distance learning operator. In 2001, he began his professional career as a Video Instruction Manager. In 2007, he transitioned to a Media Equipment Specialist and managed the technology classrooms in the Rendezvous Complex. In 2011, he transitioned to the ITRC assisting faculty with Moodle. In 2013, Ryan was awarded the ISU Cares Customer Service Provider of the Year Award. Ryan holds a B.A. in Mass Communications, M.Ed. in Instructional Technology, and an Ed.D. in Higher Education Administration from Idaho State University.

Lisa Kidder: Sr. Instructional Technologist

Office: (208) 282-2502

Lisa Kidder works with the ITRC team in supporting online course development, teaches workshops, works with individual faculty and departments and is working on integrating Quality Matters practices at ISU. She is an experienced educator with a keen interest in integrating technology in education. Lisa's education includes a B.A. in French and Chemistry Education from Brigham Young University, and a M.A. in Educational Technology from Pepperdine University. She is constantly learning and looking for ways to improve teaching and incorporate technology. Prior to coming to the ITRC, she taught a variety of subjects in K-12 schools; supported faculty in incorporating technology; and spent several years teaching and supporting teacher candidates at Loyola Marymount University.

Michael Spall: Senior Instructional Consultant

Office: (208) 282-4557

Michael Spall, Senior Instructional Consultant is responsible for maintaining the LMS and other ITRC servers. Michael maintains the Banner - Bengal Web - Moodle Enrollment connector. Through his work in supporting the initial pilot of Moodle ISU, Michael has become actively involved in the Moodle community, helping resolve issues and contributing code. He also helps train faculty and staff in the use of educational technology and best practices in online content delivery and develops curricular materials to support ISU faculty and staff.

Dr. Randy Stamm: eLearning Coordinator

Office: (208) 373-1744

Randy Stamm, eLearning Coordinator, provides leadership and direction for web-based distance education efforts at Idaho State University (ISU). He supports faculty with multimedia tools and new technologies in the traditional classroom and online. Since 1997, he has supported faculty with web-based instructional technologies. Stamm has an Ed. D. in Educational Leadership with emphasis in Higher Education Administration/Instructional Technology with research in academic analytics. He received a M. Ed. in Instructional Technology and a B.A. in Mass Communication.

Lydia Warth: Instructional Technologist

Office: (208) 282-4309

Lydia is primarily responsible for design, development, and production of curricular materials to support ISU faculty. She is a former Instructional Technology Assistant at the ITRC and really enjoys working with the faculty and staff at ISU. Whether it is delivering course materials via Moodle, helping with scanning and poster printing needs, working one-on-one with project consultation, or fielding phone calls; Lydia looks forward to each new challenge. Lydia has an M. Ed. in Instructional Technology and a B.A. in Arts and Sciences.

Lou Hong: Sr. Software/Hardware Instructional Technologist

Office: (208) 282-2552

Lou Hong provides technical support for PC software, and associated peripherals in the ITRC, ETS, and Distance Learning Classrooms. In addition, he examines new technological trends and products for applicability in the ITRC. Hong's experience is in corporate and government workplace, providing comprehensive customer support to the end-user.

Technology Production Assistants

James Anderson
December 2012-Present
Andejam3@isu.edu

Jourdin Beaulieu
January 2014-Present
mcdojour@isu.edu

Ninad Burde
May 2013-December 2014
burdnina@isu.edu

Gloria Dominguez
May 2014-Present
domiglor@isu.edu

Dillon Hoy
January 2014-Present
hoydill@isu.edu

Aaron Miller
May 2014-May 2015
millaar2@isu.edu

Lance Roe
May 2015-Present
roelanc@isu.edu

Aleesha Smith
May 2013-May 2015
smitalee@isu.edu

Closed-Captioning Assistants

Christina Potts
May 2015-Present
ennochri@isu.edu

James Pascali
June 2015-Present
pascjam2@isu.edu

ITRC Facility Usage

Service Requests

The ITRC tracked faculty information, duration of service, type of service and the issues addressed during the service using sign-in sheets and tracking software, TigerTracks. A touchscreen sign-in was implemented in January of 2011 that automatically sends the sign-in information into TigerTracks to be tracked and documented. The following graphs include information from the sign-in sheets and TigerTracks. For 2014-2015 the ITRC processed **3,970** service requests.

The ITRC provides service in a number of areas from Moodle ISU and other online teaching technologies to various software programs used on campus and other services provided by ISU. In addition to Moodle ISU, it is our goal to support the faculty with print media, digital media, and administration services benefiting faculty teaching and researching endeavors.

Faculty and staff may request help over the phone, walk-in, appointment, and email. We also provide online forms for course, evaluation, and equipment requests.

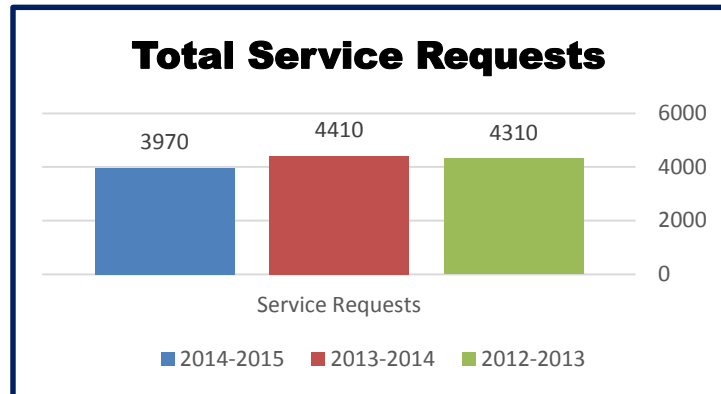


Figure 1 – Total ITRC Service Requests (2012-2015)

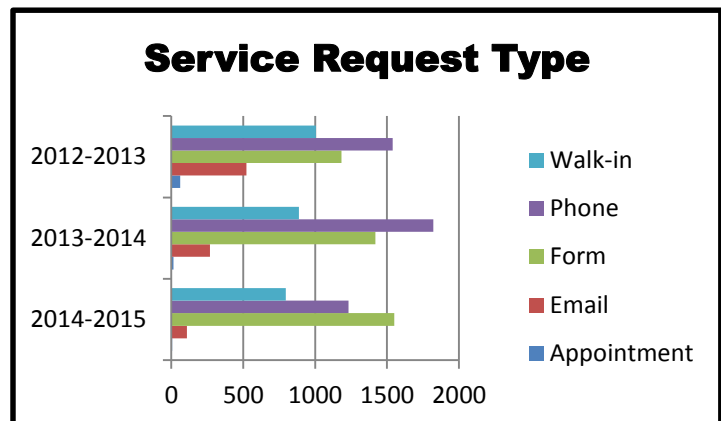


Figure 2 – Total ITRC Service Request Types (2012-2015)

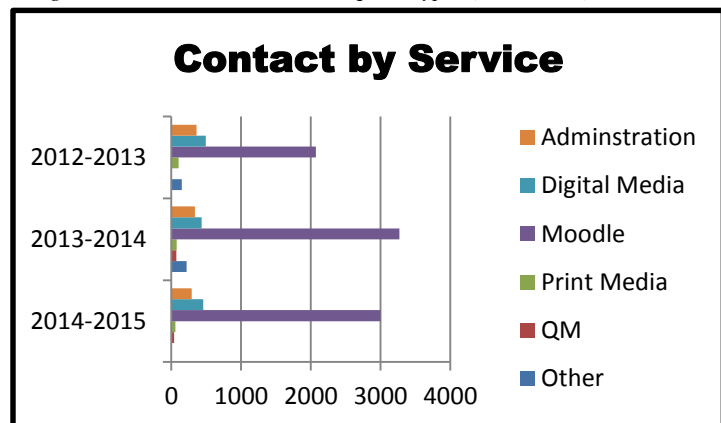


Figure 3 – Total ITRC Contact by Service (2012-2015)

ITRC Website Usage (Google Analytics)

The ITRC website had 18,470 sessions from July 1, 2014 to June 30, 2015. Table 1 demonstrates the top 5 cities in the state of Idaho with unique visitors who accessed our ITRC website. A session is the period time a user is actively engaged with our website and includes all usage data. The pages/session is the average number of pages viewed during a session and repeated views are not counted. The average session duration is described as the average length of a session.

Table 1 – 2014-2015 ITRC Website Usage by Location

City	Session	Pages/Session	Average Visits Duration
Pocatello	14,233	2.34	00:05:22
Boise	1,424	1.98	00:01:21
Idaho Falls	1,131	2.11	00:02:38
Meridian	892	2.54	00:02:44
Twin Falls	129	2.07	00:01:23
Total	18,470	Site Avg: 2.01	Site Avg: 00:03:21

Moodle ISU Usage (Google Analytics)

The Moodle ISU website had 4,017,149 sessions and 40,214,335 page views from July 1, 2014 to June 30, 2015. Table 2 demonstrates the top 10 cities accessing our Moodle ISU site. A session is the period time a user is actively engaged with our website and includes all usage data. The pages/session is the average number of pages viewed during a session and repeated views are not counted. The average session duration is described as the average length of a session. The page view is the total number of pages viewed and repeated views of a single page are counted.

Table 2 – 2014-2015 Moodle ISU Usage by Location

City	Session	Pages/Session	Average Session Duration	Page View
Pocatello, ID	2,152,217	10.22	00:09:52	21,986,110
Boise, ID	521,983	10.34	00:10:42	5,398,297
Idaho Falls, ID	310,057	10.51	00:10:58	3,258,119
Meridian, ID	184,839	10.38	00:11:02	1,919,180
Salt Lake City, UT	138,588	5.86	00:04:47	812,005
Twin Falls, ID	54,341	11.06	00:12:08	600,854
Denver, CO	44,574	5.37	00:04:28	239,445
Rexburg, ID	37,173	10.06	00:10:44	373,963
Las Angeles, CA	31,482	6.37	00:05:00	200,586
Nampa, ID	23,617	10.32	00:10:55	243,777
Total	4,017,149	Site Avg: 10.01	Site Avg: 00:09:57	40,214,335

Moodle ISU Course Usage by Sections and Enrollments

Fall 2014 and Spring 2015

Sections - ISU sections that have student enrollments. This excludes sections that no students enrolled or that were cancelled.

This excludes courses with faculty only enrollments.

Student Enrollments - Total student enrollments including W's.

Unique Students - Total individuals enrolled in a section as a student.

Faculty Enrollments - Faculty enrollments for sections with at least one student enrollment.

Unique Faculty - Total individuals enrolled as a faculty in a section that has at least one student enrollment.

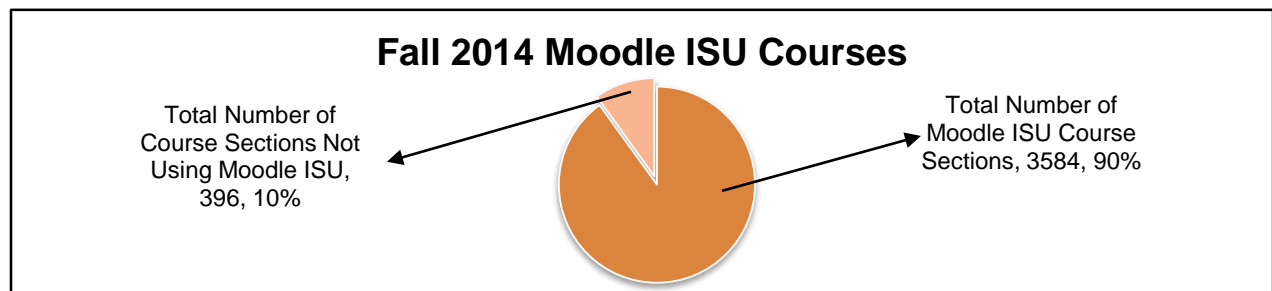


Figure 4 – Fall 2014 Moodle ISU Course Sections

	Moodle ISU	Total ISU	% of Total
Sections	3,584	3,980	90.05%
Student enrollments	54,484	57,190	95.27%
Unique Students	13,438	14,371	93.51%
Faculty enrollments	4,027	4,477	89.95%
Unique Faculty	1,035	1,062	97.46%

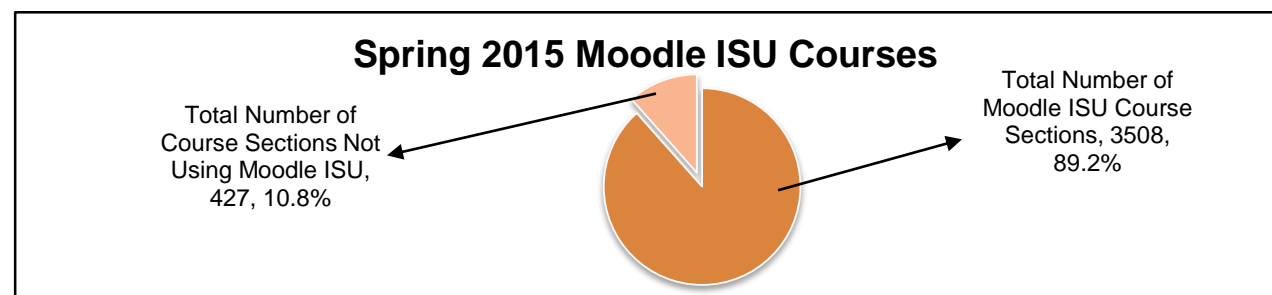


Figure 5 – Spring 2015 Moodle ISU Course Sections

	Moodle ISU	Total ISU	% of Total
Sections	3,508	3,935	89.15%
Student enrollments	49,835	53,264	93.56%
Unique Students	11,747	12,749	92.14%
Faculty enrollments	4,002	4,461	89.71%
Unique Faculty	977	1,003	97.41%

ISU Course Schedule Types in BengalWeb

Fall 2014 and Spring 2015

Table 3 – Total Fall 2014 Moodle ISU Sections by Delivery Types

Schedule Type Code	Description	ISU Sections	Sections that use Moodle ISU	Percent of Total ISU Sections	Percent of Total Moodle ISU Sections	Percent of sections that use Moodle ISU
CL	Classroom	1,477	1,415	37.11%	39.48%	95.80%
LB	Lab	370	330	9.30%	9.21%	89.19%
LL	Classroom and Lab	94	87	2.36%	2.43%	92.55%
OT	Other	724	447	18.19%	12.47%	61.74%
ST	Studio	27	26	0.68%	0.73%	96.30%
VS	Video Conference and Web Supplemented	434	434	10.90%	12.11%	100.00%
WC	Web Course	420	415	10.55%	11.58%	98.81%
WS	Web Supplemented	434	430	10.90%	12.00%	99.08%
VC	Video Conference	0	0	0.00%	0.00%	-
Grand Total		3,980	3,584	100.00%	100.00%	90.05%

Table 4 – Total Spring 2015 Moodle ISU Sections by Delivery Types

Schedule Type Code	Description	ISU Sections	Sections that use Moodle ISU	Percent of Total ISU Sections	Percent of Total Moodle ISU Sections	Percent of sections that use Moodle ISU
CL	Classroom	1,319	1,267	33.52%	36.12%	96.06%
LB	Lab	336	326	8.54%	9.29%	97.02%
LL	Classroom and Lab	83	71	2.11%	2.02%	85.54%
OT	Other	838	506	21.30%	14.42%	60.38%
ST	Studio	31	10	0.79%	0.29%	32.26%
VS	Video Conference and Web Supplemented	452	452	11.49%	12.88%	100.00%
WC	Web Course	462	462	11.74%	13.17%	100.00%
WS	Web Supplemented	414	414	10.52%	11.80%	100.00%
VC	Video Conference	0	0	0.00%	0.00%	-
Grand Total		3,935	3,508	100.00%	100.00%	89.15%

ISU Comparison of Online and Face-to-Face Courses

Fall 2014 and Spring 2015 (end of term)

Data do not include Early College students or students that are auditing. Data do not include "hybrid" courses, for example "classroom and online." Defined by:

Completed - the student did not withdraw from the course or the student did not receive an "Incomplete" or "In Progress" for the course.

Passed - student received a course grade for completing the course that was not an "F", "U", or "X".

Course level - "Graduate" level includes "Professional", which are Pharmacy courses.

Online - courses with a schedule type of "WC" for web courses.

Face-to-Face - courses with a schedule type of "CL" for classroom.

Table 5 – Total Fall 2014 Moodle ISU Enrollments by Delivery Types

Course Level	Number of course sections	Number of students enrolled in courses	Number of students completing the courses	Number of students passing the courses	Percent completing	Percent passing	Percent passing of those who complete the course
Undergraduate - Face to Face	989	20,280	18,058	16,538	89.04%	81.55%	91.58%
Undergraduate - Online	294	7,198	6,381	5,965	88.65%	82.87%	93.48%
Graduate - Online	124	966	906	898	93.79%	92.96%	99.12%
Graduate - Face to Face	209	1,528	1,486	1,483	97.25%	97.05%	99.80%
Total	1,616	29,972	26,831	24,884	89.52%	83.02%	92.74%

Table 6 – Total Spring 2015 Moodle ISU Enrollments by Delivery Types

Course Level	Number of course sections	Number of students enrolled in courses	Number of students completing the courses	Number of students passing the courses	Percent completing	Percent passing	Percent passing of those who complete the course
Undergraduate - Face to Face	1,048	20,709	18,427	17,134	88.98%	82.74%	92.98%
Undergraduate - Online	321	7,849	7,116	6,609	90.66%	84.20%	92.88%
Graduate - Face to Face	184	1,229	1,188	1,185	96.66%	96.42%	99.75%
Graduate - Online	138	1,141	1,048	1,040	91.85%	91.15%	99.24%
Total	1,691	30,928	27,779	25,968	89.82%	83.96%	93.48%

ISU Online Enrollments

Academic Year (2012 to 2015)

The following information provides a breakdown of online enrollments in Moodle ISU. Each academic year demonstrates the totals for both graduate and undergraduate student enrollments by raw numbers and overall percentages.

Table 7: Total Undergraduate and Graduate Student Enrollments in online courses offered at ISU by academic year.

ACADEMIC YEAR	TOTAL UNDERGRADUATES IN THE AY	TOTAL UNDERGRADUATES ENROLLED IN AT LEAST ONE ONLINE COURSE IN THE AY	% OF UNDERGRADUATES ENROLLED IN ONLINE COURSE	TOTAL GRADUATE STUDENTS	TOTAL GRADUATE STUDENTS ENROLLED IN AT LEAST ONE ONLINE COURSE IN THE AY	% GRADUATE STUDENTS ENROLLED IN ONLINE COURSE
2012	15,929	5,635	35.4%	3,017	651	21.6%
2013	16,338	6,690	40.9%	2,793	670	24.0%
2014	15,700	7,191	45.8%	2,733	813	29.7%
2015	15,212	7,036	46.3%	2,602	859	33.0%

Table 8: Total Undergraduate and Graduate Student “Exclusive” Enrollments in online courses offered at ISU by academic year.

ACADEMIC YEAR	TOTAL UNDERGRADUATES IN THE AY	TOTAL UNDERGRADUATES ENROLLED EXCLUSIVELY IN ONLINE COURSES IN AT LEAST ONE TERM IN THE AY	% OF UNDERGRADUATES ENROLLED EXCLUSIVELY IN ONLINE COURSES	TOTAL GRADUATE STUDENTS	TOTAL GRADUATE STUDENTS ENROLLED EXCLUSIVELY IN ONLINE COURSES IN AT LEAST ONE TERM IN THE AY	% OF GRADUATES ENROLLED EXCLUSIVELY IN ONLINE COURSES
2012	15,929	1,557	9.8%	3,017	425	14.1%
2013	16,338	2,313	14.2%	2,793	437	15.6%
2014	15,700	2,539	16.2%	2,733	452	16.5%
2015	15,212	2,263	14.9%	2,602	468	18.0%

Notes: Academic year is fall, spring, and summer. Do not add the total undergraduates and total graduates together for an academic year headcount because a student could be duplicated if they were both an undergraduate and graduate student in the same academic year.

Table 9: Total Undergraduate and Graduate Students Enrolled in online courses offered at ISU by academic year.

ACADEMIC YEAR	TOTAL UNDERGRADUATES NOT ENROLLED IN ANY ONLINE COURSES IN THE AY	TOTAL UNDERGRADUATES NOT ENROLLED IN AN ONLINE COURSE IN THE PRIOR AY THAT ENROLLED IN AT LEAST ONE ONLINE COURSE IN NEXT AY	% ENROLLED IN AN ONLINE COURSE THE NEXT AY
2012	10,294	1,838	17.9%
2013	9,648	1,640	17.0%
2014	8,509	1,490	17.5%

Table 10: Total "Degree-Seeking" Undergraduate and Graduate Students Enrolled in online courses offered at ISU by academic year.

ACADEMIC YEAR	TOTAL DEGREE-SEEKING UNDERGRADUATES ENROLLED EXCLUSIVELY IN ONLINE COURSES IN AT LEAST ONE TERM IN THE AY	TOTAL DEGREE-SEEKING UNDERGRADUATES ENROLLED EXCLUSIVELY IN ONLINE COURSES IN AT LEAST ONE TERM IN THE AY RETAINED OR GRADUATED THE NEXT AY	% DEGREE-SEEKING UNDERGRADUATES ENROLLED EXCLUSIVELY IN ONLINE COURSES RETAINED OR GRADUATED THE NEXT AY	% RETAINED OR GRADUATED OF ALL DEGREE-SEEKING UNDERGRADUATES
2012	944	641	67.9%	73.7%
2013	1,406	983	69.9%	75.0%
2014	1597	1019	63.8%	72.9%

Notes: Only degree-seeking undergraduate students are used in this table. A student is considered "retained" if the student enrolled in an academic year returns or graduates in any semester in the next academic year.

eISU Courses

Fall 2014 and Spring 2015

Notes: Data are from end of term. Online courses are identified by schedule='WC'. An eISU course is identified by an eISU fee attached to the course.

Table 11: Total number of online courses with an eISU designation by college/division for Fall of 2014

College/Division	eISU Courses - YES	eISU Courses - NO	Total
College of Arts and Letters	123		123
College of Business	23		23
College of Education	35	37	72
College of Science Engineering	40		40
College of Technology	26		26
Division of Health Sciences	153	2	155
Fall 2014 Totals	400	39	439

Table 12: Total number of online courses with an eISU designation by college/division for Spring of 2015

College/Division	eISU Courses - YES	eISU Courses - NO	Total
College of Arts and Letters	139		139
College of Business	38		38
College of Education	34	18	52
College of Science Engineering	51	1	52
College of Technology	28		28
Division of Health Sciences	177	3	180
Spring 2015 Totals	467	22	489

Moodle ISU Students by Location

In AY 2015, Moodle ISU had 70 online student enrollments in seven different countries, 329 from states outside of the Idaho, and 1,748 in various cities within Idaho. The following table offers the top five online enrollments by countries, states, and cities from the last four academic years.

Table 13 – Top 5 countries, U.S. states, and Idaho cities with online student enrollments in Moodle ISU.

COUNTRIES (not including the United States)	2015	2014	2013	2012	Total
Kuwait	46	13	1	0	60
Saudi Arabia	19	6	5	2	32
Canada	1	6	2	4	13
Australia	1	2	1	0	4
China	0	3	0	0	3
STATES (not including Idaho)					
California	63	63	73	62	261
Washington	29	29	33	22	113
Texas	19	19	16	19	73
Oregon	23	22	17	8	70
Utah	17	16	21	12	66
CITY (Idaho only)					
Pocatello	466	465	407	259	1597
Idaho Falls	252	320	245	189	1006
Boise	112	134	146	87	479
Blackfoot	76	89	80	70	315
Chubbuck	93	80	73	32	278

Notes: Students enrolled exclusively in online courses. Missing data for 157 in AY 2014, 133 in FY 2013, and 60 in FY 2012.

Moodle ISU Student Evaluations

The ITRC provides ISU faculty and staff access to a student course evaluation system disseminated through the Moodle ISU Feedback module. The following tables demonstrate the number of evaluations, courses, and students' responses by college or division.

Table 14 – Total Fall 2014 Moodle ISU Course Evaluations

Department	Evaluations	Courses	Responses
College of Arts and Letters	15	368	4006
College of Business	2	29	258
College of Education	2	61	379
College of Science and Engineering	12	273	2593
Division of Health Sciences	13	79	609
College of Technology	3	146	930
Other (ACAD, FYS, etc.)	7	35	378
TOTAL	54	991	9153

Table 15 – Total Spring 2015 Moodle ISU Course Evaluations

Department	Evaluations	Courses	Responses
College of Arts and Letters	17	364	3777
College of Business	1	35	281
College of Education	2	63	351
College of Science and Engineering	14	300	2446
Division of Health Sciences	12	101	970
College of Technology	4	177	1207
Other (ACAD, FYS, etc.)	9	18	143
TOTAL	59	1058	9175

Equipment Checkout

The ITRC provides equipment to ISU faculty and staff for single-use instructional events. The following graph depicts the amount of equipment usage during the 2014-2015 academic year. An additional video camera was purchased in the summer of 2010 bringing the total to 3 digital cameras available for checkout.

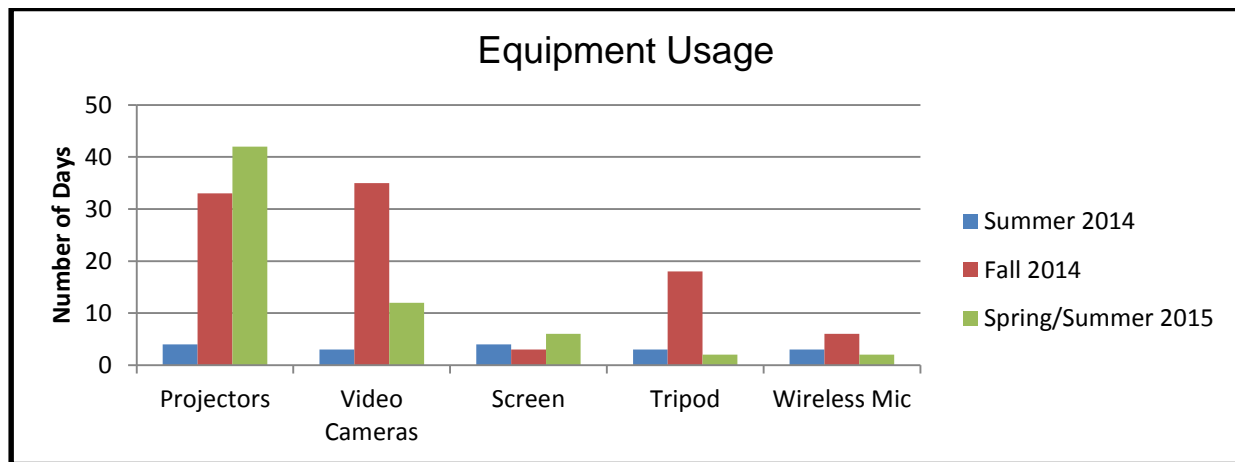


Figure 6- Equipment Usage (2014-2015)

Training Lab Usage

The ITRC training lab is used by ISU faculty and staff for workshops and meetings. Workshops are advertised online on the main ISU calendar with a link to the calendar on the ITRC website which allows participants to register for specific workshops. The training lab can also be reserved by academic groups on campus needing a computer lab for training events or meetings.

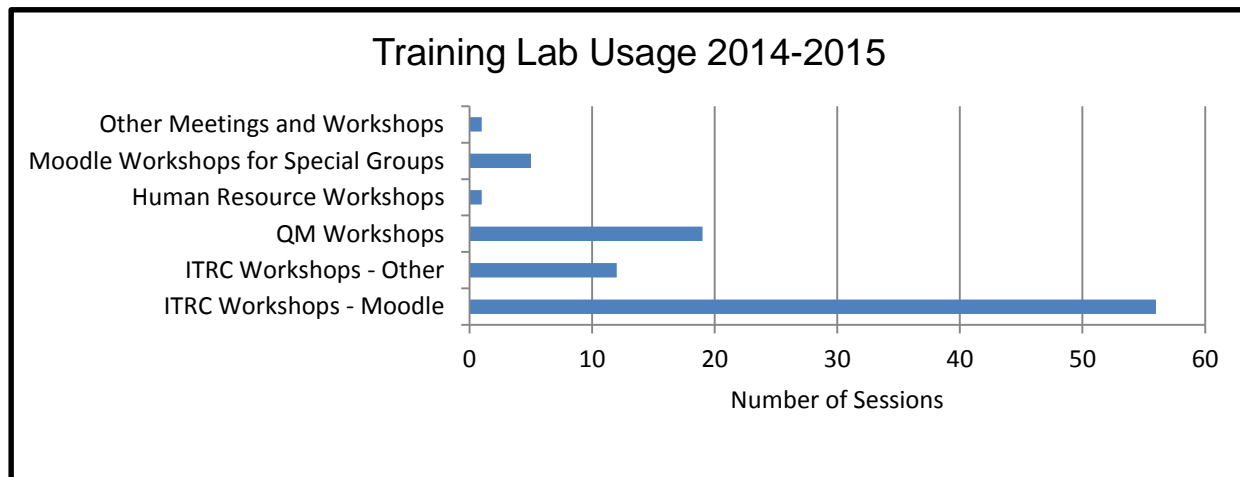


Figure 7 – Training Lab Usage (2014-2015)

Projects/Partnerships

Quality Matters Implementation

The implementation of Quality Matters continues with the recommendations from the Peer Review Summer Project in 2014. Faculty familiar with QM were invited to participate in the project to determine the criteria for our internal review process. A total of 14 faculty and staff participated in one of three common internal review models. The details of this project including the recommendations from this group can be found in the ISU Internal Course Review Process Project and Recommendations Report (goo.gl/RQbaS1).

Table 16: 2015 QM Faculty and Staff Account Totals

Individuals with a QM account:		161
Individuals Trained (This includes all professional development offered through QM):		151
Peer Reviewers:		8
Master Reviewers:		1
Facilitators:		5
Courses Submitted for Review: These courses were all reviewed as part of the Peer Review Summer Project or QM evaluation.		6
Courses Reviewed (Includes Self-Reviews): This is the number of courses ISU faculty have reviewed, both internally and externally.		11

The internal review process recommended will be a team of three. One reviewer will be from within the college or division, one from another college or division, and an employee from the ITRC. Participation as a reviewer will count towards University Service. Internal reviews are planned to begin in the 2015-2016 Academic year.

Quality Matters Professional Development in Numbers

The numbers below reflect faculty and staff currently employed at ISU.

This past year has seen growth in the number of faculty participating in the Applying the Quality Matters workshop – the introductory workshop on Quality Matters. This growth has especially prevalent in the College of Education and the Division of Health Sciences.

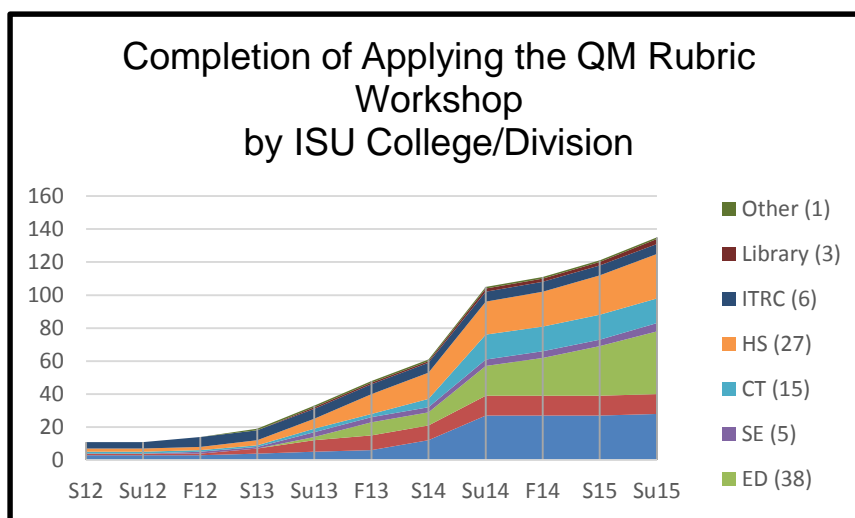


Figure 8 – Total ITRC Contact by Service (2012-2015)

Moodle Community Participation

Moodle ISU is a tailored version of the open-source learning management system Moodle. It supports web-based activities for traditional, blended, and online learning environments. In addition, Moodle ISU offers a wide array of features to support innovative pedagogy for student-centered and active learning teaching methods, which encourages the use of social constructivism.

The ITRC continues to work with its Moodle Faculty Advisory Board (MFAB) to expand the usability of Moodle ISU. The ITRC used the 2014-2015 academic year to improve usability of the Moodle ISU environment through performance and application enhancements. There are currently 10-15 faculty and staff members participating, representing multiple colleges, locations, and technical abilities. General meetings were held once each semester.

Fall 2014 meeting, November 5th, 2014:

- Moodle ISU Menu (handouts, accessibility resources, etc.)
- Moodle Upgrade (Moodle 2.7 and 2.7.2)

Spring 2015 meeting, April 29th, 2015:

- Upgrade Moodle 2.8 and upgrade to 2.9 in May
- Moodle Changes – gradebook, appearance, and accessibility improvements

ISU has been recognized as an active participant in the Moodle community. Michael Spall is an active member of the Moodle Gradebook working group.

Audio/Video Projects

IITRC audio/video production provides support for the faculty in basic projects needed for education as well as supporting the integration of the video classroom network and Moodle. We had a total of 448 requests for the 2014-2015 academic year. One-time requests were used for special events or one-time recordings. Ongoing requests were used for semester-long encoded video classroom network classes. Video projects requests vary from DVD, streaming media, video capture, and with a host of editing projects.

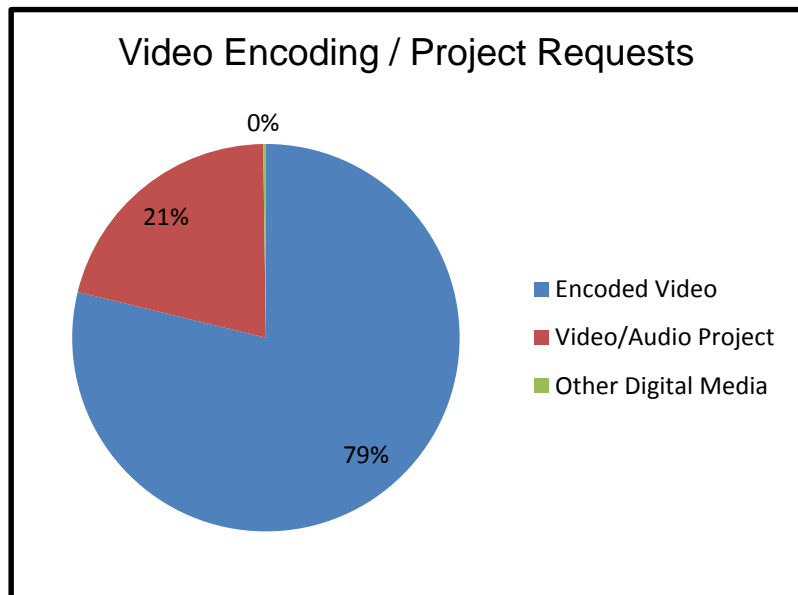


Figure 9 – Video Encoding/Project Requests (2014-2015)

LMS Projects

- Adamcik and Spall upgraded Moodle 2.5 to Moodle 2.7 in August 2014. They have continued to develop our upgrade, testing, and development procedures for Moodle ISU.
- Spall updated the Banner-LMB Moodle enrollment plugin for Moodle 2.7.
- Spall has maintained and upgraded RHEL, Apache, PHP, and MySQL on the Dell R710 servers for current Moodle ISU production and test systems.
- Spall participated in the Moodle Gradebook Working Group and helped improve the Moodle Gradebook.

ISU Partnerships

Partnership with ISU Meridian Health Science Center

The ITRC has partnered with the ISU Meridian Health Science Center, formally ISU Boise Center, to offer faculty support on a permanent basis. Randy Stamm was reassigned to Boise in 2007, due to the growing support needs of the ISU health profession programs in the Treasure Valley. Stamm offers instructional technology training and one-on-one consultation for more than 100 faculty/staff members at the ISU Meridian Center. In addition to the responsibilities at ISU Meridian, Stamm provides leadership and direction for the ITRC in Pocatello.

Partnership with ISU Idaho Falls Center

The ITRC has partnered with the ISU Idaho Falls Center to offer faculty support and training. Lisa Kidder was designated to travel to Idaho Falls several times a semester, due to the growing support needs of the ISU faculty members teaching from Idaho Falls.

Partnership with School District 25

The ITRC has partnered with the SD 25 by offering hosting and training for Moodle. Spall, continues to provide technical support for their technology staff.

Partnership with Disability Services

The ITRC has partnered with the ISU Disabilities Services Center to provide transcription and captioning of educational multimedia materials so that course materials meet the needs of diverse learners. Lori Austill works with the disabilities services staff to evaluate course materials and coordinate the captioning projects.

Conferences and Publications

2014 - 2015 Conferences

MountainMoot 2014, Helena, MT

Michael Spall, Ann Adamcik, Ryan Faulkner, and Randy Stamm attended and presented at the MountainMoot 2014 Conference in July 9-11th, 2014.

The 5th AECT Research Symposium, 2014, Jacksonville, FL

Lisa Kidder attended and presented at the AECT 2014 Conference on July 16-18th.

The 6th Annual QM Conference, 2014, Baltimore, MD

Lisa Kidder attended and presented at the QM 2014 QM Conference on September 29th - October 1st.

The 9th Annual NWeLearn, 2014, Boise, ID

Lisa Kidder (Co-Chair), Lori Austill, and Randy Stamm attended and presented at the NWeLearn Conference October 23-24th.

eLearning Conference 2015, Las Vegas, NV

Lori Austill attended the annual conference hosted by the Instructional Technology Conference and attended workshops on topics related to flipped learning, mobile technology, and trends in distance education, March 25-27th, 2015.

NWMet, 2015, Walla Walla, WA

Lou Hong and Ryan Faulkner attended the NWMet Conference on April 22 -24th, 2015. Hong was voted on the NWMet Executive Board of Directors as Secretary.

Southeast Idaho GAFE Summit, 2015, Pocatello, ID

Michael Spall, Blake Beck, and Lori Austill attended and presented at the GAFE 2015 Conference on June 15-16th.

2014- 2015 Publications

Romrell, D., Kidder, L. C., & Wood, E. (2014). The SAMR Model as a Framework for Evaluating mLearning. *Online Learning: Official Journal of the Online Learning Consortium*, 18(2).

Stamm, R. (2015). *An examination of faculty and student online activity in moodle*. Saarbrücken, Germany: Lambert Academic Publishing