

Employment Facts

For 2022 Graduates

THE HIGHLIGHTS

- The survey included graduates from spring, summer and fall 2022 graduations
- Graduates were surveyed over a 6-month period, which conforms with the National Association of Colleges and Employers standard
- 75.2% of respondents are working or continuing their education within Idaho
- 77.1 % of respondents who participated in a Career Path Internship felt the experience was beneficial in their job search
- 63.3 % of respondents indicated they held a full-time or part-time position, internship, or volunteering experience while in college

STUDENTS WHO REPORTED THEY ARE EMPLOYED

Full-time: 90.3%

Part-time: 9.7%

The emailed survey was sent to a total of 2,641 spring, summer, and fall graduates / 55 percent response rate. 19 percent are knowledge responses from LinkedIn. Unless otherwise specified, all information presented is a combination of undergraduate and graduate data.

OUTCOMES

OVERALL

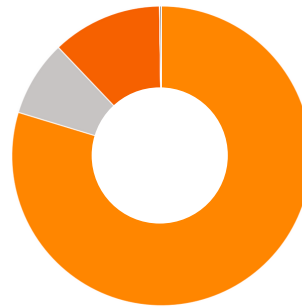
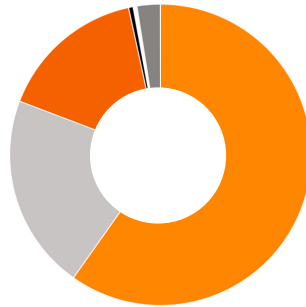
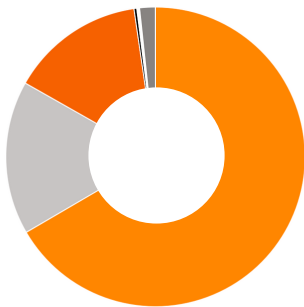
● Working	66.6%
● Continuing Education	16.6%
● *Still Looking	14.5%
● Volunteering	0.3%
● Military	0.3%
● Not Seeking	1.7%

UNDERGRADUATE

● Working	59.8%
● Continuing Education	21.0%
● *Still Looking	15.8%
● Volunteering	0.5%
● Military	0.4%
● Not Seeking	2.5%

GRADUATE

● Working	79.7%
● Continuing Education	8.2%
● *Still Looking	11.9%
● Volunteering	0.0%
● Military	0.0%
● Not Seeking	0.2%



*Many students who reported "Still Looking" did not retake the survey, and may in fact be employed by the time the survey closed.

TOP TEN EMPLOYERS OF ISU STUDENTS

- Idaho State University
- St. Luke's Health System
- Portneuf Medical Center
- Idaho Central Credit Union
- Pocatello/Chubbuck School District #25
- HCA Healthcare
- Saint Alphonsus Health System
- College of Eastern Idaho
- Mountain View Hospital
- Idaho National Laboratory- Battelle Energy Alliance, LLC

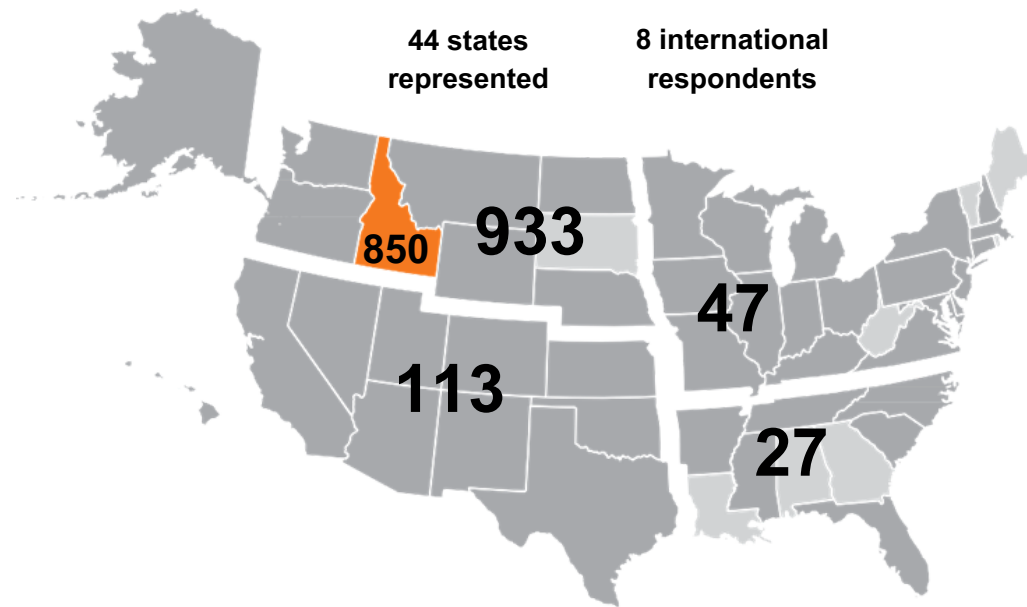
TOP EMPLOYER INDUSTRIES

- Accounting
- Retail Stores
- Research
- Pharmaceuticals
- Government - Local, State & Federal
- Commercial Banking and Credit
- Health Care
- Higher Education
- K-12 Education
- Non-Profit- Other

DEGREES AWARDED

Bachelors	49.6%
Masters	27.2%
Associates	11.6%
Doctorate	7.5%
Certificates	4.1%

WHERE THE RESPONDENTS ARE EMPLOYED?



A FEW INSTITUTIONS OUR GRADUATES ARE ATTENDING

- Boise State University
- Brigham Young University
- Colorado State University
- Cornell University
- Johns Hopkins
- Michigan State University
- Rice University
- The Juilliard School
- University of Arizona
- University of Washington

College-Specific Results

ARTS AND LETTERS

- \$40,236 Undergraduate full-time average salary
- \$51,573 Graduate full-time average salary
- 11-day average after graduation date to secure employment

Working	61.7%
Continuing Education	24.1%
Still Looking	12.0%
Military	0.8%
Not seeking	1.1%
Volunteering	0.4%

EDUCATION

- \$41,436 Undergraduate full-time average salary
- \$54,919 Graduate full-time average salary
- 1-day average after graduation date to secure employment

Working	73.5%
Continuing Education	11.9%
Still Looking	11.3%
Military	0.0%
Not seeking	2.0%
Volunteering	1.3%

SCIENCE AND ENGINEERING

- \$53,719 Undergraduate full-time average salary
- \$63,004 Graduate full-time average salary
- 11-day average after graduation date to secure employment

Working	57.1%
Continuing Education	21.7%
Still Looking	18.0%
Military	1.2%
Not seeking	1.2%
Volunteering	0.6%

BUSINESS

- \$46,745 Undergraduate full-time average salary
- \$65,039 Graduate full-time average salary
- 1-day average after graduation date to secure employment

Working	76.0%
Continuing Education	16.2%
Still Looking	16.8%
Military	0.0%
Not seeking	0.0%
Volunteering	0.0%

HEALTH SCIENCES

- \$56,673 Undergraduate full-time average salary
- \$79,775 Graduate full-time average salary
- 5-day average after graduation date to secure employment

Working	67.1%
Continuing Education	13.5%
Still Looking	16.7%
Military	0.0%
Not seeking	2.6%
Volunteering	0.0%

TECHNOLOGY

- \$53,369 Certification full-time average salary
- \$50,718 Undergraduate full-time average salary
- 2-day average after graduation date to secure employment

Working	69.9%
Continuing Education	9.1%
Still Looking	19.3%
Military	0.0%
Not seeking	0.0%
Volunteering	0.0%