

# Employment Facts

For 2023 Graduates



Idaho State University

Career Center

## THE HIGHLIGHTS

- The survey included graduates from spring, summer, and fall 2023 graduations
- Graduates were surveyed over a 6-month period, which conforms with the National Association of Colleges and Employers standard
- 72.1% of respondents are working or continuing their education within Idaho
- 76.5% of respondents who participated in a Career Path Internship felt the experience was beneficial in their job search
- 76.8% of respondents indicated they held a full-time or part-time position, internship, or volunteering experience while in college

## STUDENTS WHO REPORTED THEY ARE EMPLOYED

**Full-time: 87.9%**

**Part-time: 12.1%**

The emailed survey was sent to a total of 2,710 spring, summer, and fall graduates with a 53 percent response rate. 15.5 percent are knowledge responses from LinkedIn. Unless otherwise specified, all information presented is a combination of undergraduate and graduate data.

## OUTCOMES

### OVERALL

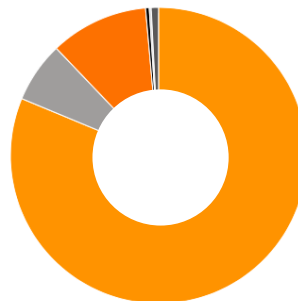
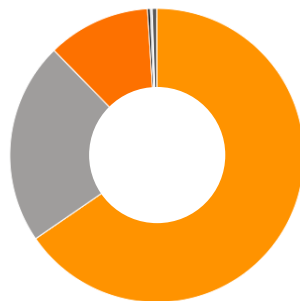
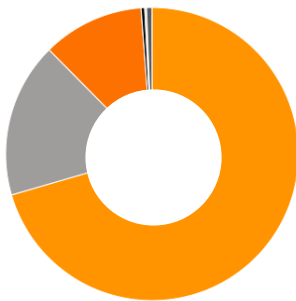
● Working	70.5%
● Continuing Education	17.1%
● *Still Looking	11.2%
● Volunteering	0.4%
● Military	0.2%
● Not Seeking	0.6%

### UNDERGRADUATE

● Working	65.3%
● Continuing Education	22.2%
● Still Looking	11.3%
● Volunteering	0.3%
● Military	0.2%
● Not Seeking	0.5%

### GRADUATE

● Working	81.2%
● Continuing Education	6.6%
● *Still Looking	10.7%
● Volunteering	0.4%
● Military	0.2%
● Not Seeking	0.8%



\*Many students who reported "Still Looking" did not retake the survey, and may in fact be employed by the time the survey closed.

## TOP TEN EMPLOYERS OF ISU STUDENTS

- Idaho State University
- St. Luke's Health System
- Portneuf Medical Center
- Idaho Central Credit Union
- Pocatello/Chubbuck School District #25
- Albertsons Companies
- Saint Alphonsus Health System
- St. Lukes Regional Healthcare
- Idaho National Laboratory
- Bonneville Joint School District #93

## TOP EMPLOYER INDUSTRIES



Accounting



Retail Stores



Research



Other Industries



Government - Local, State & Federal



Social Assistance



Health Care



Higher Education



K-12 Education



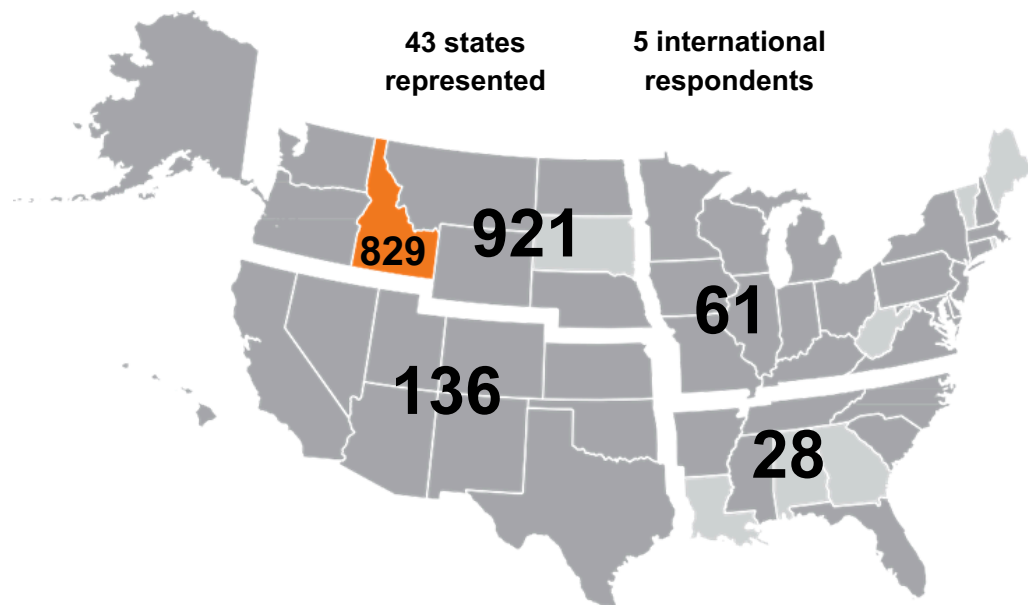
Non-Profit- Other

## DEGREES AWARDED

Bachelors	52.0%
Masters	23.8%
Associates	11.8%
Doctorate	5.1%
Certificates	7.3%

**ROAR**

## WHERE ARE THE RESPONDENTS EMPLOYED?



## A FEW INSTITUTIONS OUR GRADUATES ARE ATTENDING

- Idaho State University
- Evergreen State College
- Florida Technical College
- Hawaii Pacific University
- Idaho College of Osteopathic medicine
- Michigan State University
- Rochester Institute of Technology
- The University of Georgia
- University of Utah
- Washington State University

## College-Specific Results

### ARTS AND LETTERS

- \$44,989 Undergraduate full-time average salary
- \$56,911 Graduate full-time average salary
- 1-day average after graduation date to secure employment

<b>Working</b>	<b>63.2%</b>
Continuing Education	19.4%
Still Looking	16.1%
Military	0.3%
Not seeking	0.3%
Volunteering	0.6%

### EDUCATION

- \$41,899 Undergraduate full-time average salary
- \$52,617 Graduate full-time average salary
- 0-day average after graduation date to secure employment

<b>Working</b>	<b>79.2%</b>
Continuing Education	12.1%
Still Looking	7.4%
Military	0.7%
Not seeking	0.0%
Volunteering	0.7%

### SCIENCE AND ENGINEERING

- \$53,835 Undergraduate full-time average salary
- \$76,847 Graduate full-time average salary
- 3-day average after graduation date to secure employment

<b>Working</b>	<b>60.3%</b>
Continuing Education	23.8%
Still Looking	15.2%
Military	0.0%
Not seeking	0.7%
Volunteering	0.0%

### BUSINESS

- \$51,489 Undergraduate full-time average salary
- \$70,664 Graduate full-time average salary
- 1-day average after graduation date to secure employment

<b>Working</b>	<b>73.5%</b>
Continuing Education	18.7%
Still Looking	7.7%
Military	0.0%
Not seeking	0.0%
Volunteering	0.0%

### HEALTH SCIENCES

- \$60,175 Undergraduate full-time average salary
- \$92,359 Graduate full-time average salary
- 3-day average after graduation date to secure employment

<b>Working</b>	<b>75.5%</b>
Continuing Education	13.3%
Still Looking	10.1%
Military	0.0%
Not seeking	0.6%
Volunteering	0.4%

### TECHNOLOGY

- \$73,820 Certification full-time average salary
- \$59,206 Undergraduate full-time average salary
- 4-day average after graduation date to secure employment

<b>Working</b>	<b>71.2%</b>
Continuing Education	18.6%
Still Looking	7.7%
Military	0.6%
Not seeking	1.9%
Volunteering	0.0%